



Planisware



**Embrace business agility with
powerful resource planning
capabilities**



Planisware : Who we are



Privately
owned
software
company



800,000+
Users
Worldwide



Worldwide
Coverage
Partner
Network



15%
YoY Growth
since 1996



600+
Employees
20% Growth
in 2022



ISO 27001
& **SOC II**
certified



98%
Customer
Retention Rate



Recognized as a
Market Leader
by analysts



Provides
Industry
Expertise
since 1996



Revenue
2022 - €132M

14 Planisware Offices globally



The Project Economy

The economic engine

“ By 2027, some 88 million people around the world are likely to be working in project management”

“ Only 35% of the projects undertaken worldwide are successful “

Antonio Nieto-Rodriquez



« The Myth of Multitasking » Dave Crenshaw

Ice breaker

SWITCHTASKING IS A THIEF

« The Myth of Multitasking » Dave Crenshaw

Ice breaker

SWITCHTASKING IS A THIEF

1 2 3 4 5 6 7 8 9 10 11 12 13 14 15 16 17 18 19 20 21

« The Myth of Multitasking » Dave Crenshaw

Ice breaker

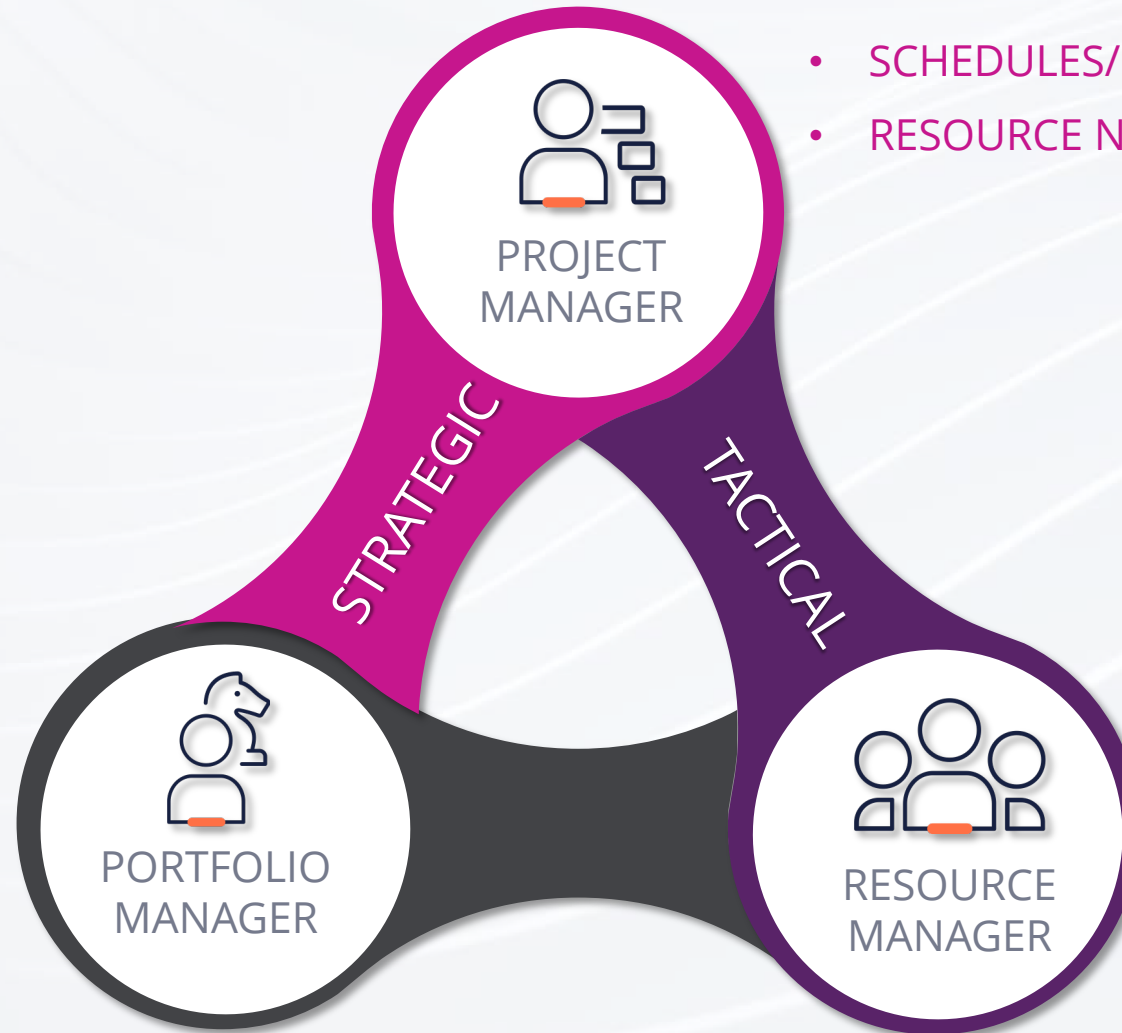


SWITCHTASKING IS A THIEF

1 2 3 4 5 6 7 8 9 10 11 12 13 14 15 16 17 18 19 20 21

RESOURCE MANAGEMENT PROCESS

- MASTER PLANS
- PRIORITIES
- PROJECT DEMANDS / CAPACITY



RESOURCE MANAGEMENT – ORCHESTRA TECHNOLOGY



SIMPLIFIED PLANNING



Project Manager



I am responsible for both the schedule and the planning of a dedicated pool of resources.



> **Website re-design** ISD Digital transformation program Dec 12, 22 - Feb 9, 24 303 days IN PROGRESS % Complete 35% Budg. consumption 31% SUBMIT BUSINESS CASE

PROJECT **SCHEDULE** BOARD COST & LOAD RESOURCES REPORTING DOCUMENTS LOGS OBJECTIVES

NEW FILTER TASKS Critical Path Compare With INTER-PROJECT LINKS TIMELINE

#		NAME	MANAGER	START	END	DURATION	PRED.	SUCC.	% C...	ALLOCATED ...	QUARTER 3 - 2023			QUARTER 4 - 2023		
											JULY	AUGUST	SEPTEMBER	OCTOBER	NOVEMBER	DECEMBER
1		Project management	Steven R	Dec 12, 22	Aug 2, 23	168			59		[Green bar]					
2		Project Kick Off	Steven R	Dec 12, 22				3	100							
3		► Design	Steven R	Dec 12, 22	Jul 25, 23	162	2	11	59		[Blue bar]					
11		▼ Implementation	Bacem M	Jul 26, 23	Dec 8, 23	98	3	22			[Blue bar]					
12		User maturity validat...	Mario To	Jul 26, 23	Aug 14, 23	14		13			[Green bar]					
13		Go/No go implement...	Bacem M	Aug 11, 23			12	18, 14			[Red diamond]					
14		▼ Prototyping	Ethan Tu	Aug 21, 23	Dec 8, 23	80	13				[Blue bar]					
15		Sprint 1	Ethan Tu	Aug 21, 23	Sep 21, 23	24		16			[Green bar]					
16		Sprint 2	Ethan Tu	Sep 22, 23	Oct 30, 23	27	15	17			[Green bar]					
17		Sprint 3	Ethan Tu	Oct 31, 23	Dec 8, 23	29	16				[Green bar]					
18		Uploading of dynami...	Mario To	Aug 10, 23	Aug 31, 23	16	13	20, 19			[Green bar]					
19		Integration with Zebr...	Mario To	Sep 1, 23			18				[Red diamond]					
20		Validation comparred...	Mario To	Sep 1, 23	Sep 20, 23	14	18	21			[Green bar]					
21		Production launch p...	Mario To	Sep 21, 23	Oct 4, 23	10	20				[Green bar]					

EXTENDED COLLABORATION






PROJECT MANAGER

I manage multiple project schedules with requirements for specific resources at specific times





RESOURCE MANAGER


























I manage a pool of resources working across multiple projects

>

Blincyto development

R&D
Neuroscience 
Sep 15, 17 - May 31, 24
1,741 days
PHASE II
% Complete
36%
Budg. consumption
54%
SUBMIT BUSINESS CASE
⋮

- PROJECT
STAGE-GATE
SCHEDULE
BOARD
DELIVERABLES
DOCUMENTS
COST & LOAD
RESOURCES
REPORTING
RISKS

INPUT Type: Loads ▼

LOADS													
Expand all		Collapse all		Display : Work unit		SAVE		CANCEL		NEW		DELETE	
Resource type	Unit	Comments	Cost item	Budgeted	Actual	Remaining	Forecast	Forecast - Budget					
LFS C1 Blincyto development	R&D			5,327.11	3,263.95	2,063.16	5,327.11	0.00					
Consultant	FOX Corporation	  1	External S... 	250.00 	100.00	150.00 	250.00	0.00					
Project Manager	FOX Corporation	  1	Internal la... 	1,470.70 	512.00	958.70 	1,470.70	0.00					
Preclinical Stage	R&D			216.00	216.00	0.00	216.00	0.00					
Lab workstation	R&D	  1	Internal la... 	576.00 	576.00	0.00 	576.00	0.00					
Scientist	R&D	  1	Internal la... 	86.40 	86.40	0.00 	86.40	0.00					
Technician	R&D	 	Internal la... 	57.60 	57.60	0.00 	57.60	0.00					
Develop IDP	R&D			0.00	0.00	0.00	0.00	0.00					

>









FOX Corporation
 FOX-G&A




Enterprise



UNIT
COST & LOAD
RESOURCES
PROJECTS
DOCUMENTS
BOARDS







Data
Calculated from selected start date


25 December 2022 - 24 December 2023

Scale
Week
Input value
day

Projects
LFS C1






Task name	Requested (d)	Dec 2022		Jan 2023			
		25 Dec	01 Jan	08 Jan	15 Jan	22 Jan	29 Jan
 LFS C1 Blincyto development  1	315.00						


13



13 ???resources-manager-tab.needs.count.FROM_DATE???
Filter by unit and resource type

Details

Projects/Tasks	Com.	Req.	Alloc.	Diff.
Blincyto develo...	 1	315.00	34.10	280.90
Total		315.00	34.10	280.90

FOX Corporation / Consultant

	Emma Watts	Alloc. 42.04
	FOX Corporation / Consul...	Avail. 217.96
	Mario Totti	Alloc. 43.47
	FOX Corporation / Consul...	Avail. 216.53
	Jennifer Brown	Alloc. 69.88
	FOX Corporation / Consul...	Avail. 190.12

2. EMPOWER FLEXIBILITY

RESOURCE

- Overloads / shortage
- Resource unavailability



SCHEDULE

- Scope Changes
- Delays with new deadlines



EMPOWER FLEXIBILITY

RESOURCE CONSTRAINT

Respond to a resource schedule change and replace a team member to cover unavailability.

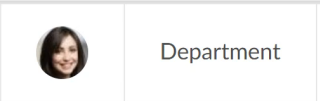
Projects [Dropdown] [User Profile]

Resource list dev [Filter] [Sort] [Allocate Non-Project]

Resource	Unit	Resource type	Allocated (d)	Oct 2023	Nov 2023				Dec 2023				
				29 Oct	05 Nov	12 Nov	19 Nov	26 Nov	03 Dec	10 Dec	17 Dec	24 Dec	31 Dec
Amina Righi	ISD	Developer	90	1.56d	2.6d	2.6d	2.6d	2.6d	2.6d	2.6d	2.6d	2.08d	2.08d
Ethan Turner	ISD	Developer	90	1.6d	2.66d	2.66d	2.66d	2.66d	2.66d	2.66d	2.66d	2.13d	2.13d
Lu Xing	ISD	Developer	59.91	2.16d	3.59d	3.59d	3.59d	3.84d	2.25d	1.25d	1.25d	1d	0d
Morganne Baret	ISD	Developer	112.5	2.91d	4.85d	4.85d	4.85d	4.85d	4.35d	2.35d	2.35d	1.88d	1.88d
Penelope Suarez	ISD	Developer	110.36	1.95d	3.24d	3.24d	3.24d	3.43d	2.5d	0d	0d	0d	2.6d



Information Systems Department
ISD



Department

- UNIT
- COST & LOAD
- RESOURCES**
- PROJECTS
- DOCUMENTS
- BOARDS

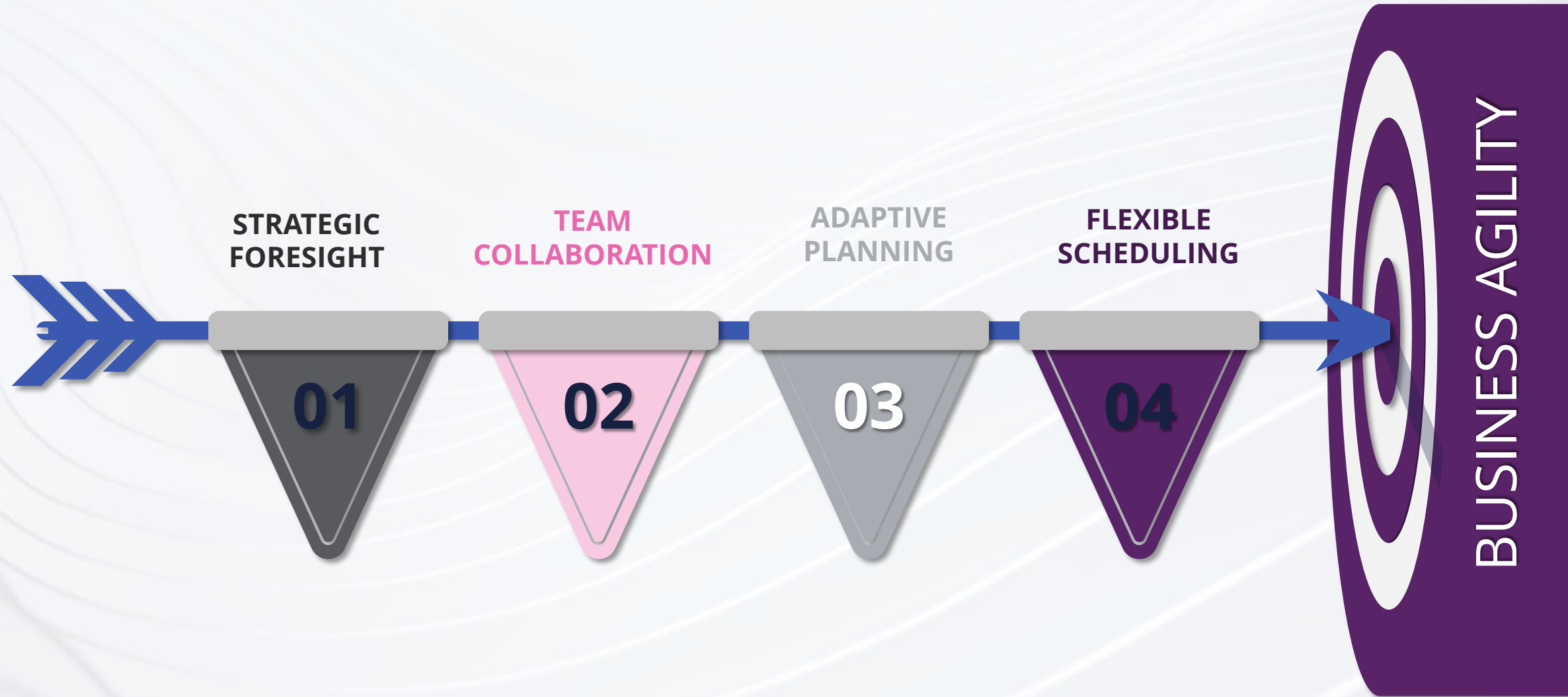
Data Calculated on task/project duration < 01 September 2022 - 31 December 2022 > Scale Week Input value day

Projects

Resource list

Resource	Unit	Resource type	Allocated (d)	Sep 2022				Oct 2022				
				05 Sep	12 Sep	19 Sep	26 Sep	03 Oct	10 Oct	17 Oct	24 Oct	31 Oct
Amina Righi	ISD	Developer	282.20	2 d	0 d	0 d	0.48 d	4.38 d	2.38 d	2.38 d	2.38 d	2.38 d
IND C1 F4 Leap ...		Developer	30.00	0 d	0 d	0 d	0.48 d	2.38 d	2.38 d	2.38 d	2.38 d	2.38 d
ITB C4 Implemen...		Developer	115.70	0 d	0 d	0 d	0 d	0 d	0 d	0 d	0 d	0 d
ITB P4 P4 SaaS ...		Developer	0	0 d	0 d	0 d	0 d	0 d	0 d	0 d	0 d	0 d
ITB S2 SaaS ser...		Developer	10.00	0 d	0 d	0 d	0 d	0 d	0 d	0 d	0 d	0 d
ITR C1 Technical...		Developer	0	0 d	0 d	0 d	0 d	0 d	0 d	0 d	0 d	0 d
ITB C1 Website r...		Developer	39.00	0 d	0 d	0 d	0 d	0 d	0 d	0 d	0 d	0 d
Non-project		Developer	87.50	2 d	0 d	0 d	0 d	2 d	0 d	0 d	0 d	0 d
Support		Developer	66.00	0 d	0 d	0 d	0 d	0 d	0 d	0 d	0 d	0 d
Technical training		Developer	21.50	2 d	0 d	0 d	0 d	2 d	0 d	0 d	0 d	0 d
Annual leave		Developer	0	0 d	0 d	0 d	0 d	0 d	0 d	0 d	0 d	0 d
Anna Karina	ISD	Designer	298.00	2.52 d	2.52 d	2.52 d	2.52 d	5.24 d	5.24 d	5.24 d	5.24 d	5.24 d

EMPOWERED RESOURCE MANAGEMENT WITH ORCHESTRA



Thanks for
Your time



Jericho MAYOR

Planisware Account Manager

jericho.mayor@planisware.com